









BOXLAND is a modular system for arranging multiple aggregations covering all the components of the Box benches collection in their five lengths, together with the pentagonal articulation element Nexus. The collection is complemented with the elements Curve, Radius, Terminal and Box Planter. The harmonic composition of this suite of products allows infinity of simple or complex compositions that fit into any urban setting.

Concrete |  250 cm/máx. |  1326 kg |  5 |  220 L |  x pcs. | 

 Update 09.07.2024

Add-ons:  | 



MODULAR

Box bench with a variable length of 250, 200, 150, 100 and 50 cm and every complement have a common width and height of 50 cm to be able to add them in a modular composition. The planter length 200 cm can be attached both laterally and longitudinally. With the incorporation of Nexus, the modularity is extended towards polar compositions with an angle between radii of 72°. The Universe and Kanji seating system fits into any section of Boxland.

ECOLOGICAL

Environmentally-sustainable product with an external natural stone finish using local recycled aggregates, in a formulation that replaces the use of natural aggregates.

MATERIAL

Moulded concrete and etched finish with two recycled aggregate options: Eco-Grey® with recycled concrete aggregates for models manufactured in grey. Optional seat made of solid Teak wood slats, jointed with black elastomer.

INSTALLATION

Resting on the paving, and optionally anchored with two screws threaded through sleeves recessed in base. Sunken baseboard with sling mounting holes to facilitate loading-unloading and installation.



BOXLAND



BOXLAND



1. Box Backless bench


Box	50	100	150	200	250
Dimensions	50 x 50 x 45 cm	100 x 50 x 45 cm	150 x 50 x 45 cm	200 x 50 x 45 cm	250 x 50 x 45 cm
Weigh	265 kg	530 kg	795 kg	1060 kg	1326 kg

1.1 General features


Material	Concrete Recycled concrete	Fixing	Free-standing Anchored with screws
-----------------	-------------------------------	---------------	---------------------------------------

Finish	Etched and waterproofed
---------------	-------------------------


Colours




GR. Grey




NG. Black




BL. White




CA. Grey
CA



RA. Red



BG. Beige



EGR. Eco-Grey®

1.2 Accessories Box 200 specifications

Material	Teak Wood
-----------------	-----------

Colours



A. Teak

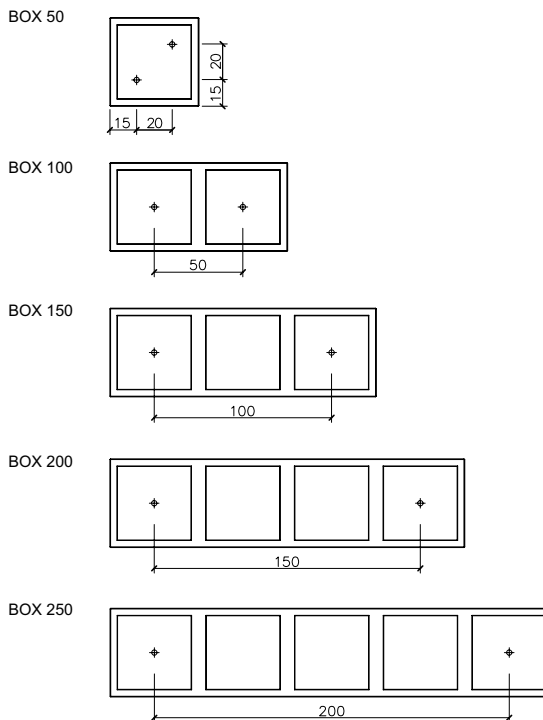
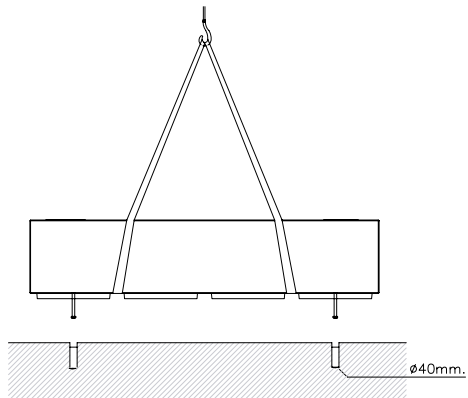
1.3 Installation system

Hoisting

(P=265 kg / 530 kg / 795 kg / 1060 kg / 1326 kg)

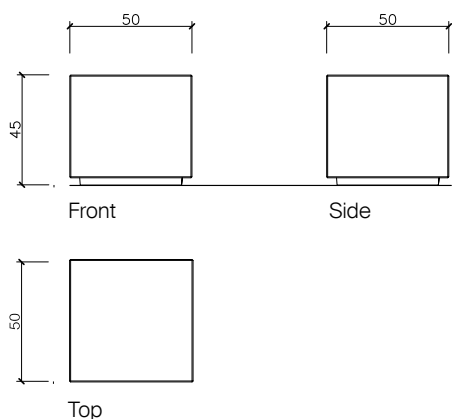
Installation

Drill pavement $\varnothing 40 \times 180$ mm and fill with resin or fat mortar. Tightly screw the 2 stud bolts Din 931 M16 x 140 mm. Center and caulk the bench foot all around.

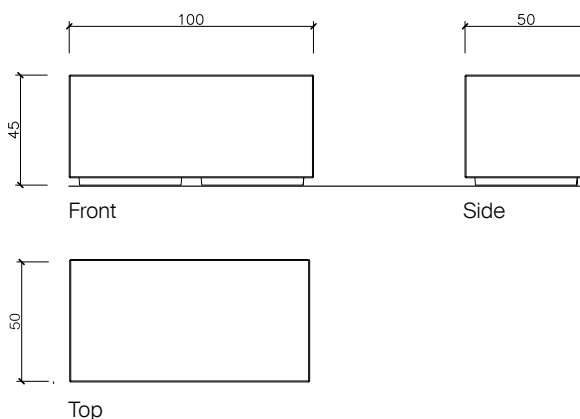


1.4 Geometry

Box 50

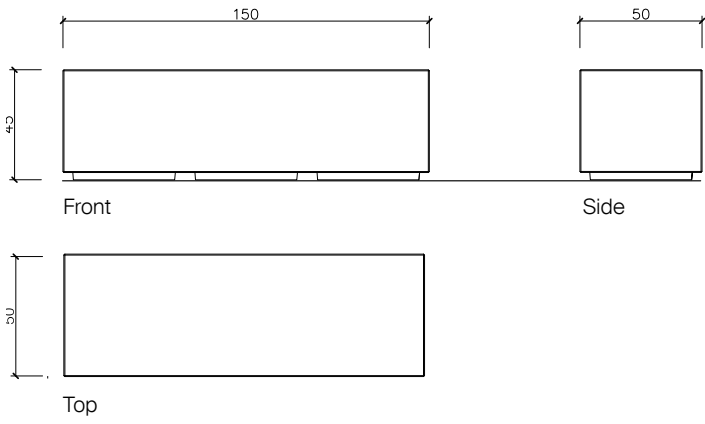


Box 100

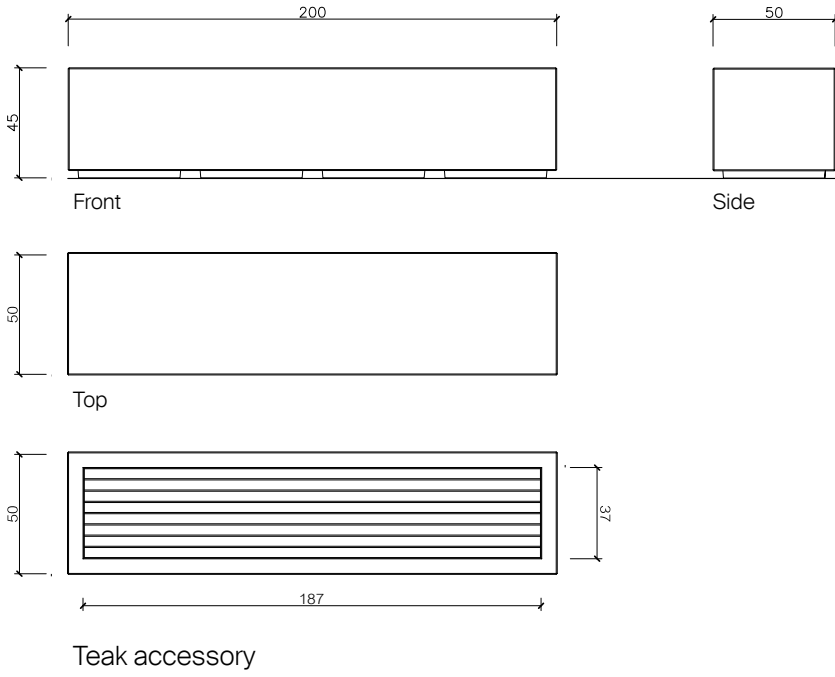


1.4 Geometry

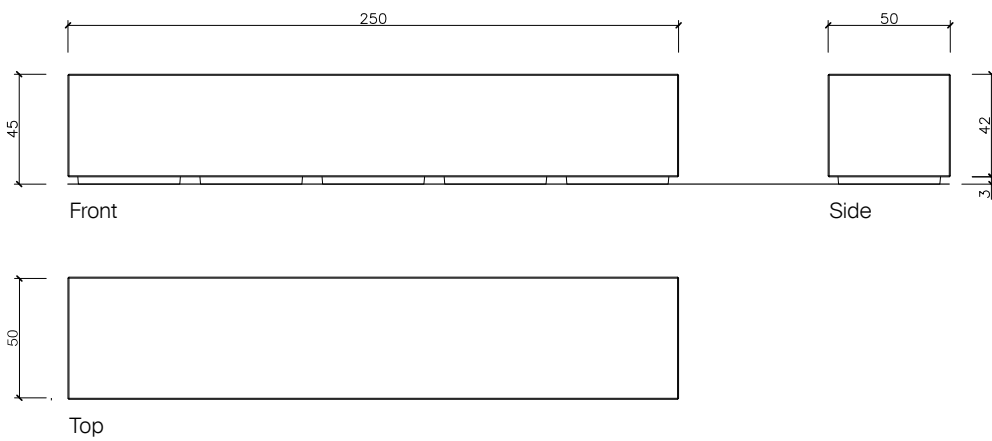
Box 150



Box 200



Box 250



2. Box connectors

Box Curve	R100
------------------	-------------

Dimensions	200 x 50 x 45 cm
-------------------	------------------

Weigh	1040 kg
--------------	---------

Box Nexus	
------------------	--

Dimensions	81 x 76 x 45 cm
-------------------	-----------------

Weigh	450 kg
--------------	--------

Box Radius	45°	90°	120°
-------------------	------------	------------	-------------

Dimensions	52,6 x 42 x 45 cm	60 x 60 x 45 cm	89,5 x 60 x 45 cm
-------------------	-------------------	-----------------	-------------------


Weigh	145 kg	290 kg	388 kg
--------------	--------	--------	--------

2.1 General features			
-----------------------------	--	--	--


Material	Concrete Recycled concrete	Fixing	Free-standing Anchored with screws
-----------------	-------------------------------	---------------	---------------------------------------

Finish	Etched and waterproofed
---------------	-------------------------


Colours			
----------------	--	--	--




GR. Grey




NG. Black




BL. White




CA. Grey
CA



RA. Red



BG. Beige

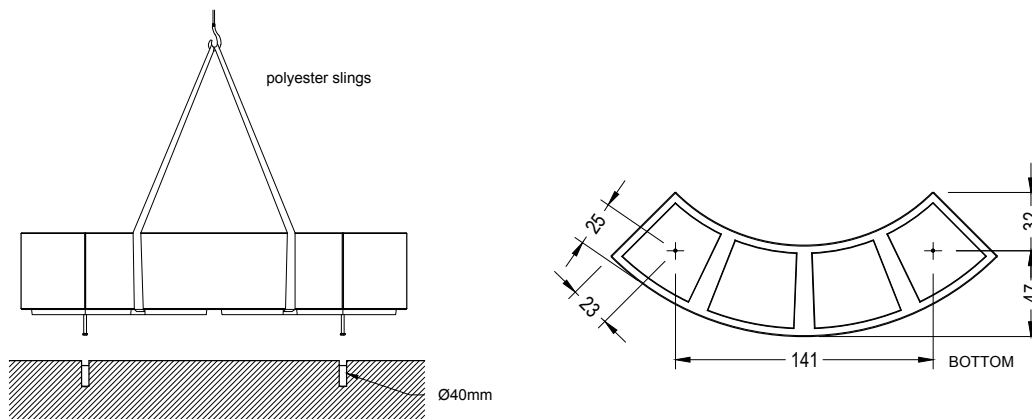


EGR. Eco-Grey®

2.2 Installation system

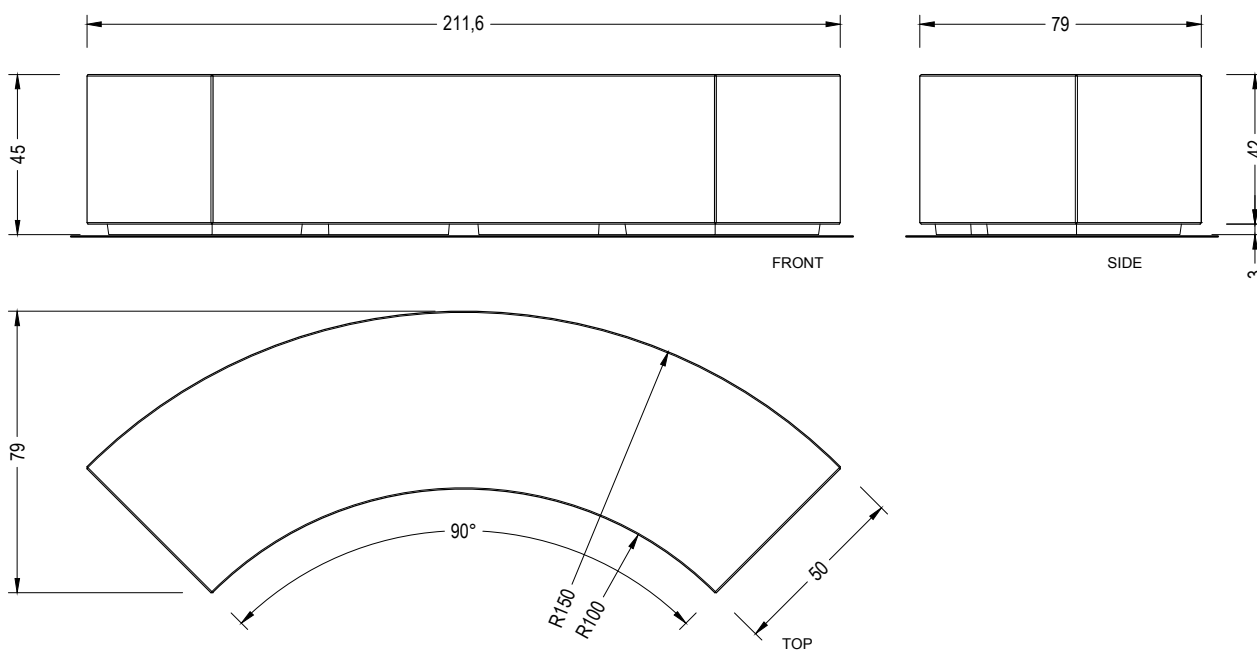
Hoisting

(P=1040 kg)

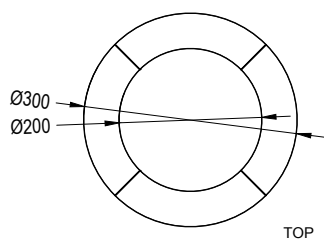


2.3 Geometry

Box Curve R100

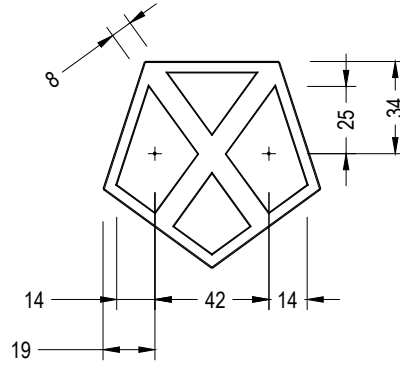
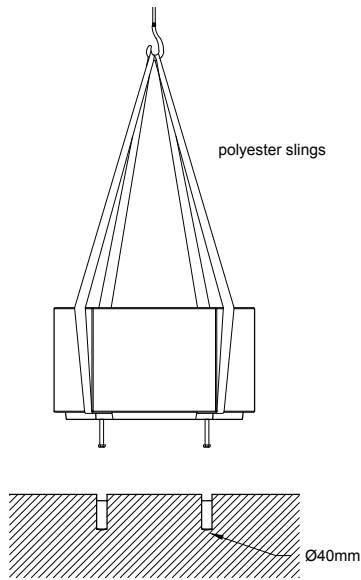


Agregations 4 Box Curve



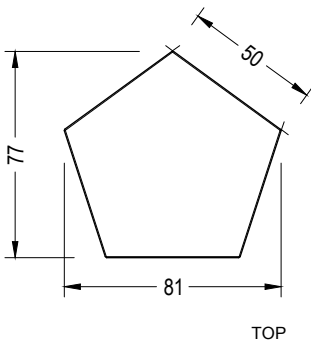
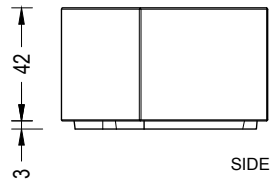
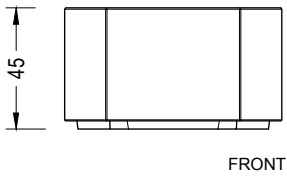
2.2 Installation system

Hoisting (W=450 kg)



2.3 Geometry

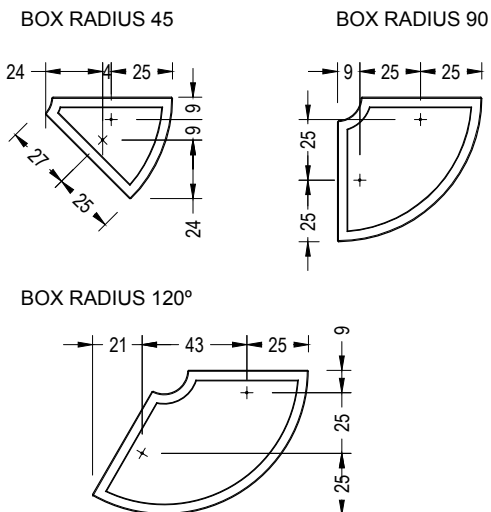
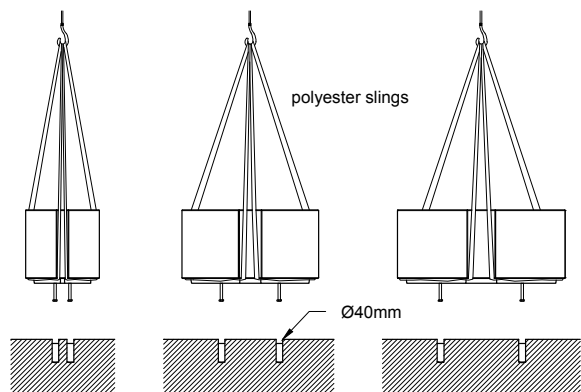
Box Nexus



2.2 Installation system

Hoisting

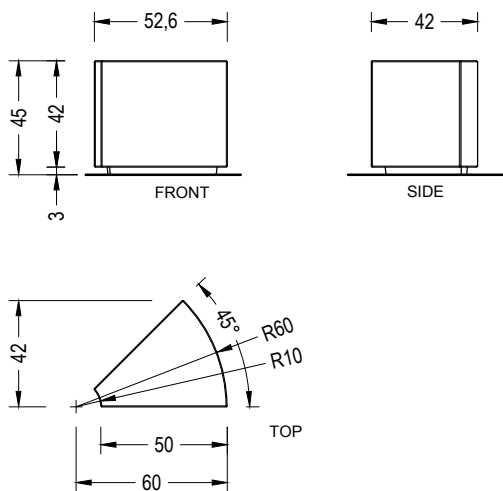
(W=145 kg / 290 kg / 388 kg kg)



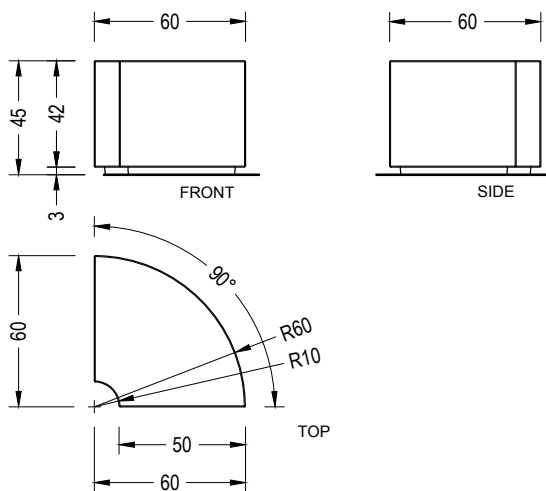
*Box Radius allows customizable angles between 40° and 180°. Consult with OT.

2.3 Geometry

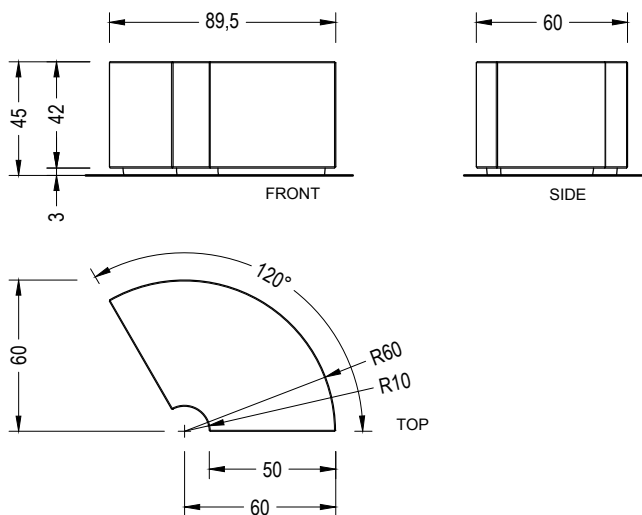
Box Radius 45°



Box Radius 90°



Box Radius 120°



3. Box Terminal

Box Terminal

Dimensions 200 x 50 x 45 cm


Weigh 972 kg

3.1 General features


Material	Concrete Recycled concrete	Fixing	Free-standing Anchored with screws
-----------------	-------------------------------	---------------	---------------------------------------

Finish Etched and waterproofed


Colours




GR. Grey



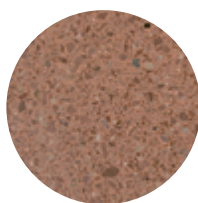
NG. Black




BL. White




CA. Grey
CA



RA. Red



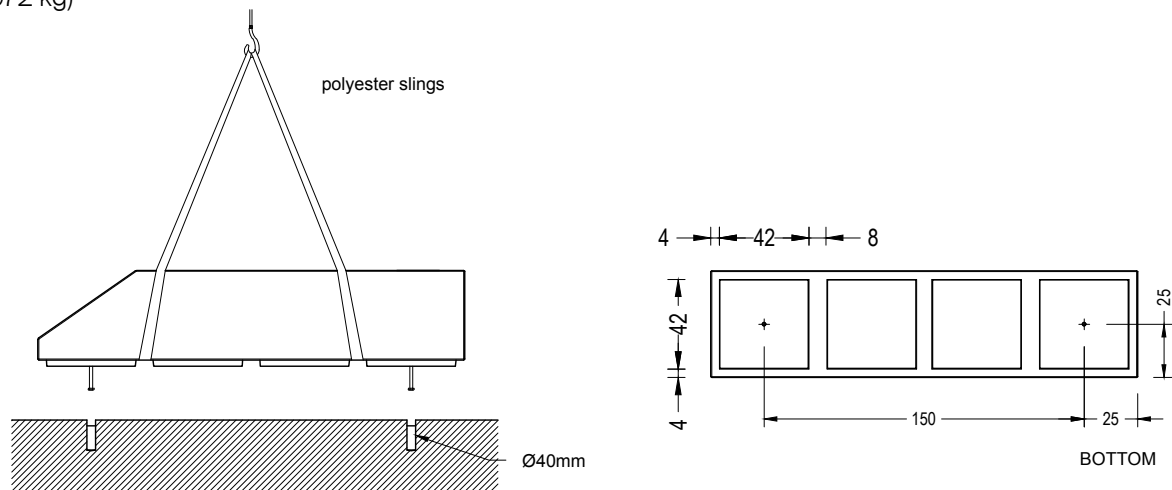
BG. Beige



EGR. Eco-Grey®

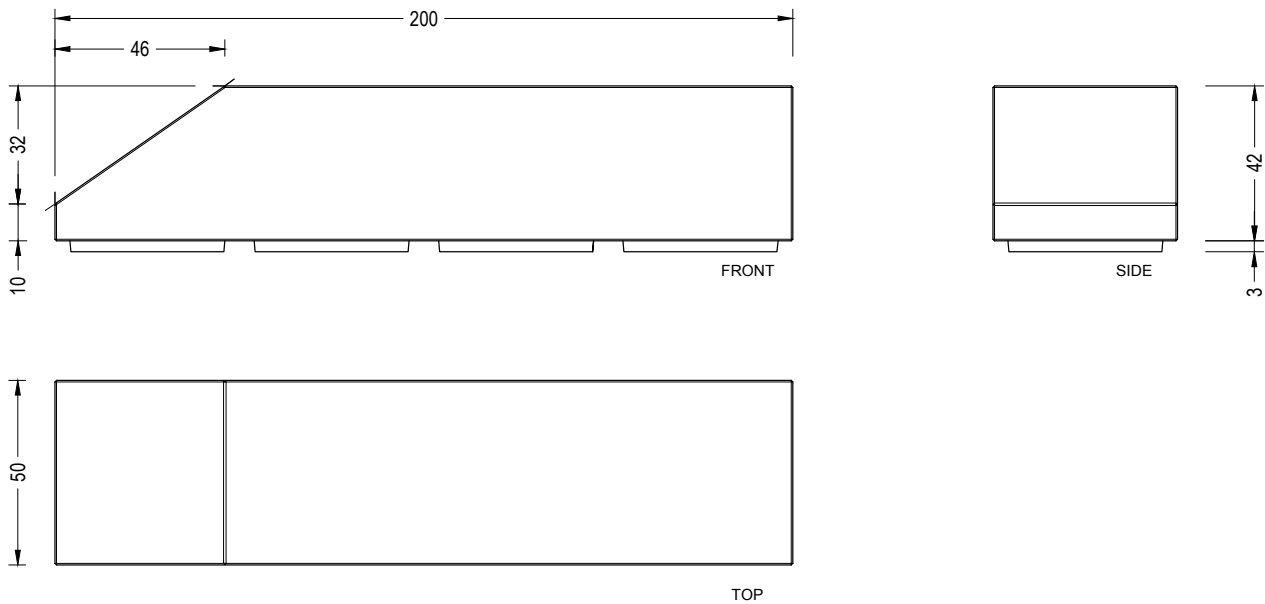
3.2 Installation system

Hoisting (W=972 kg)



3.3 Geometry

Box Terminal



4. Box Planter


Box Planter	Rectangular	Square
Dimensions	200 x 50 x 45 cm	100 x 100 x 45 cm
Weight	534 kg	475 kg
Capacity	220 L	245 L

4.1 General features


Material	Concrete Recycled concrete	Fixing	Free-standing / Anchored with screws
----------	-------------------------------	--------	---

Finish	Etched and waterproofed
---------------	-------------------------


Colours




GR. Grey




BL. White




CA. CA
Grey



RA. Red



BG. Beige



EGR. Eco-Grey®

4.2 Installation system

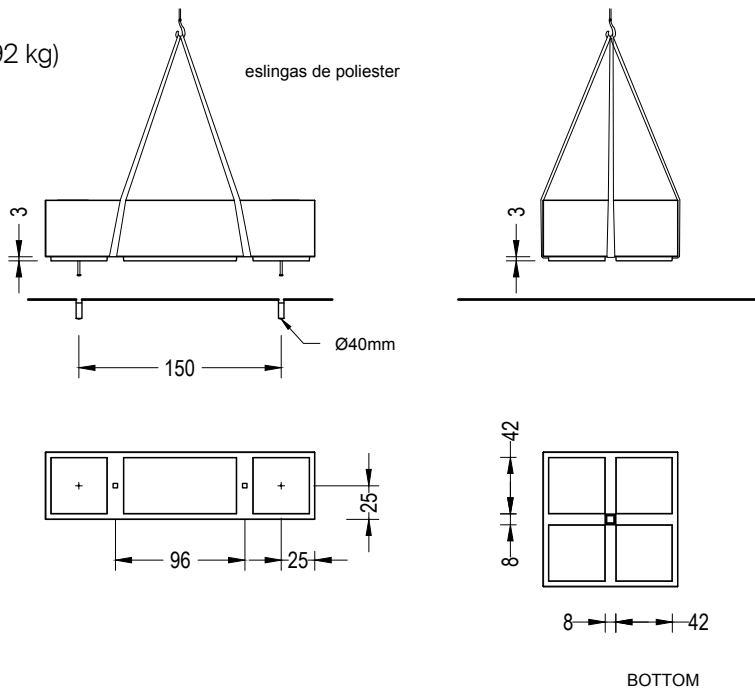
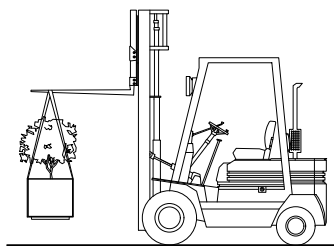
Hoisting

W= 534 kg (with soil 908 kg) / 475 kg (with soil 892 kg)

Installation

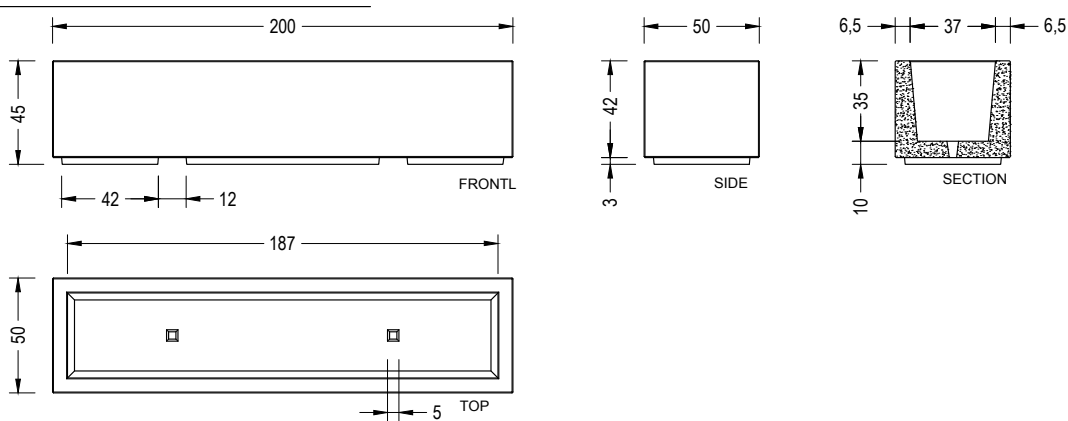
Tightly screw the 2 bolts M16 x 140 mm, then, drill pavement (Ø40x180 mm) and fill with resin or fat mortar and finally, center and place.

Box Planter is supplied with integral holes in feet to enable movement, post-planting, by forklift

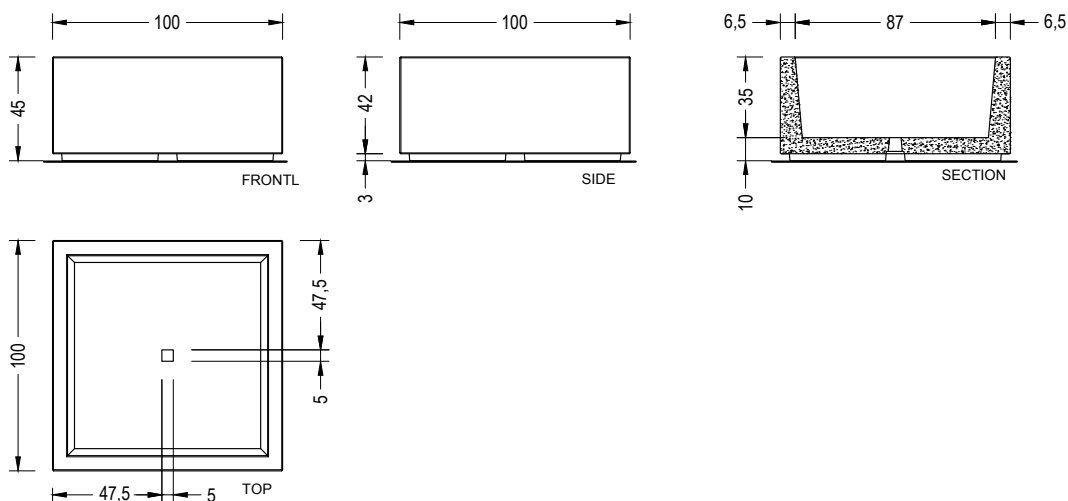


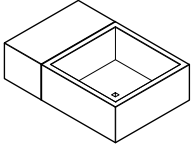
4.3 Geometry

Box Planter Rectangular

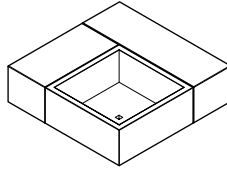


Box Planter Square

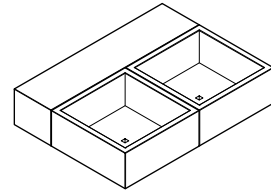




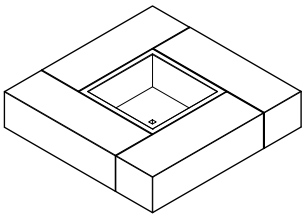
Box Planter Square, Box 100



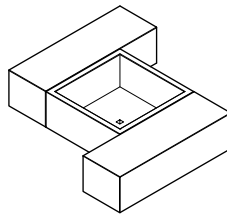
Box Planter Square, Box 100, 150



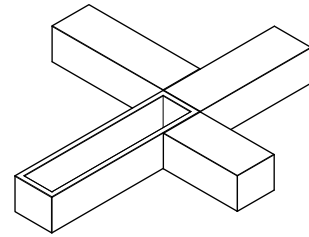
Box Planter Square, Box 200



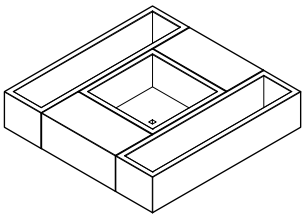
Box Planter Square, Box 150



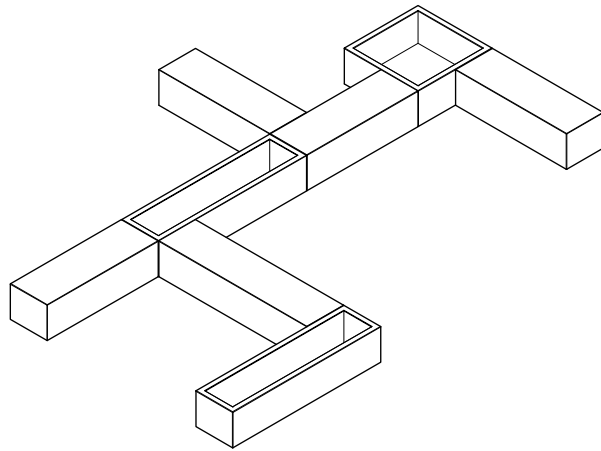
Box Planter Square, Box 150



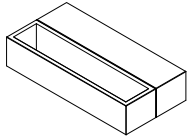
Box Planter Square, Box 100, 150



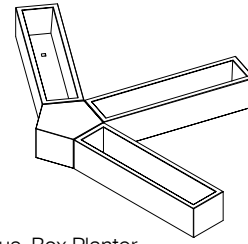
Box Planter Square, Box Planter Rectangular, Box 100



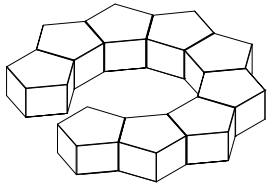
Box Planter Square, Box Planter Rectangular, Box 150, 200



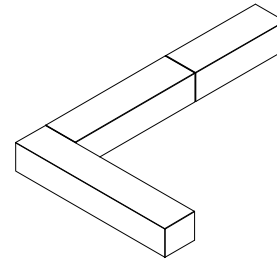
Box 200 + Box Planter



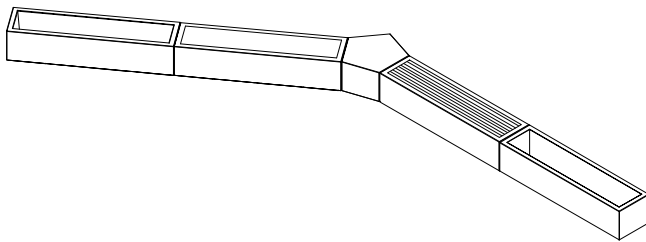
Box Nexus, Box Planter



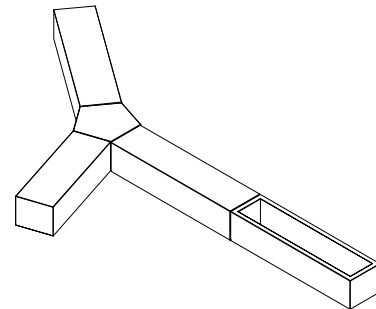
Box Nexus



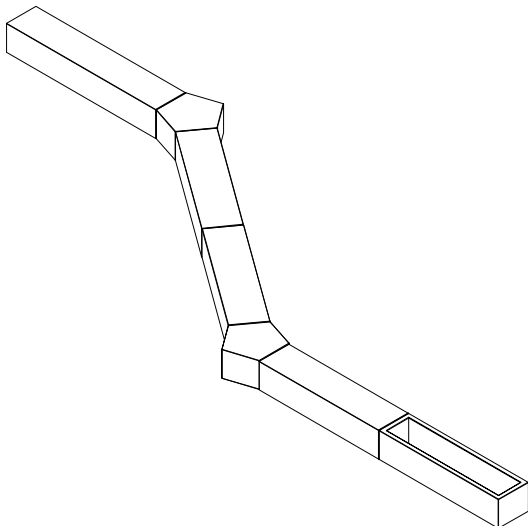
Box 150, 200, 250



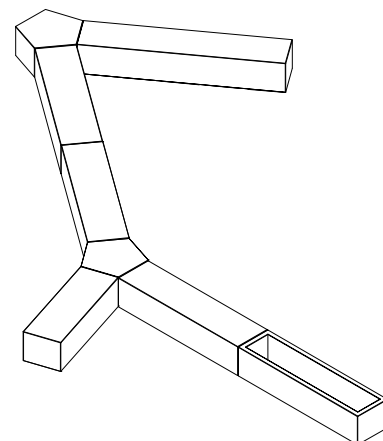
Box Planter, Box Nexus, Box 200 Teca



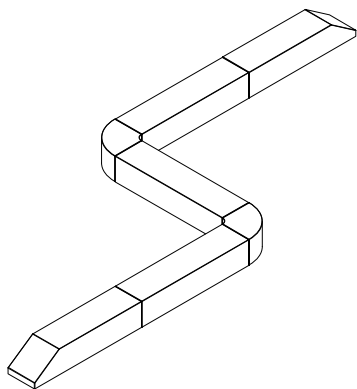
Box 150, 200, Box Nexus, Box Planter



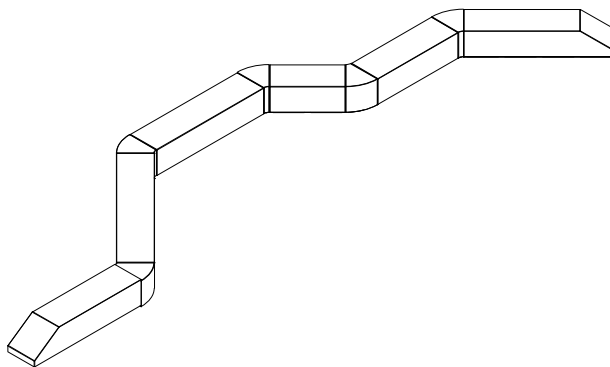
Box Planter, Box Nexus, Box 200, 250



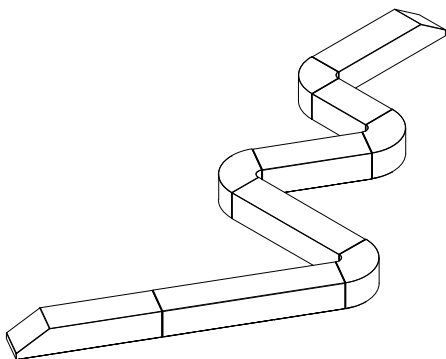
Box Planter, Box Nexus, Box 200, 250



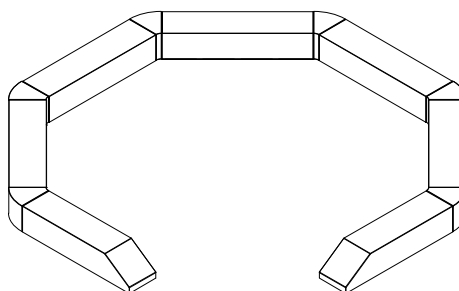
Box 200, Box Radius, Box Radius 90



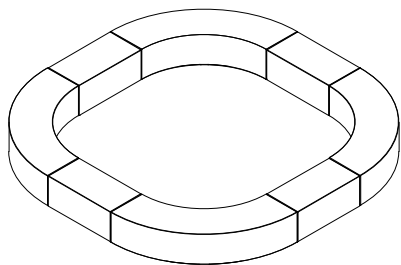
Box Terminal, Box Radius 45, Box 250,
Box 200, Box 150, Box 100



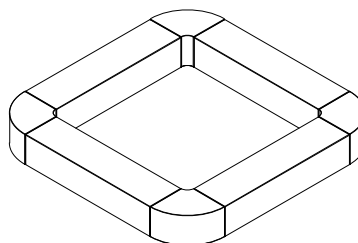
Box Terminal, Box Radius 120, Box Radius 90,
Box 250, Box 200, Box 150, Box 100



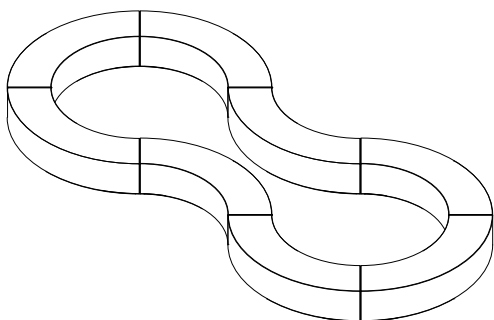
Box 150, 200, 250



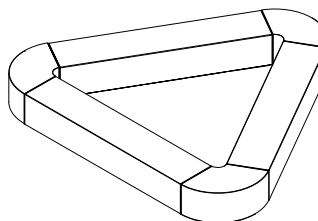
Box Curve, Box 100



Box Radius 90, Box 250



Box Curve



Box Radius 120, Box 250

BOXLAND





Warranty

5 years in concrete elements.

The names, trademarks and industrial models of the products have been logged in the corresponding registers. The technical information provided by Escofet about its products can be modified without prior notice.

Escofet 1886 S.A
Head office and production

Montserrat, 162
E 08760 Martorell
Barcelona - España
T. 0034 937 737 150
F. 0034 937 737 151

info@escofet.com
www.escofet.com