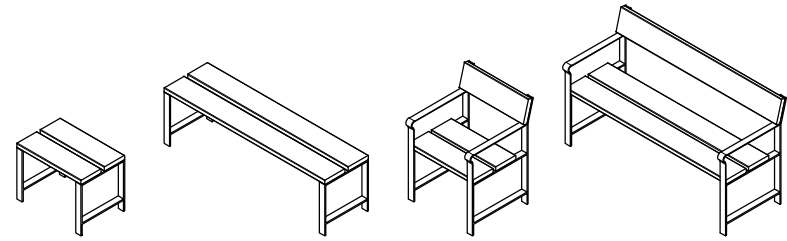


CARACTERÍSTICAS / CHARACTERISTICS

MATERIAL madera pino certificada FSC®
ACABADO tratada con lasur incoloro mate
SOPORTE acero zincado
ACABADO pintado carta de colores estándar
COLOC. anclado con tornillos
PESO banco 150: 38 kg. banca 150: 24 kg
 silla: 28 kg. taburete: 16 kg

MATERIAL pine wood FSC® certified
FINISH treated with colorless lasur
SUPPORT zinc plated steel
FINISH standard colour chart coated finish
FIXING anchored with screws
WEIGHT bench 150: 38 kg
 backless bench 150: 24 kg
 chair: 28 kg. stool: 16 kg

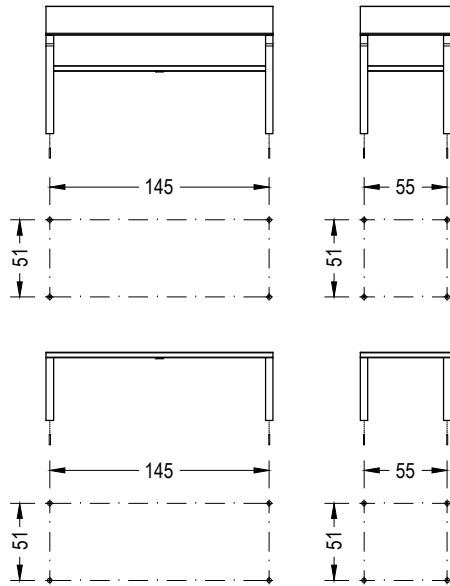


Update 01/02/2024
 Cotas / Sizes cm

INSTALACIÓN / INSTALLATION

elevación / hoisting
 P = 38 kg / 28 kg / 24 kg / 16 kg

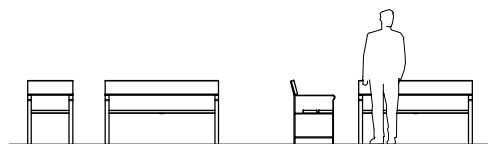
eslingas de poliéster /
 polyester slings



roscar 4 tornillos a fondo DIN 913 M6 x 100
 tightly screw 4 stud bolts DIN 913 M6 x 100

taladrar el pavimento Ø12 mm y llenar con resina
 drill pavement Ø12 mm and fill with resin

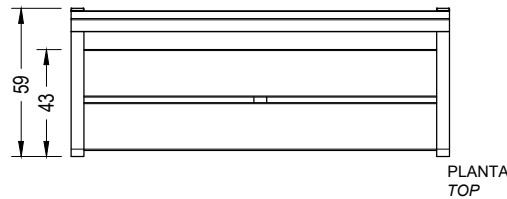
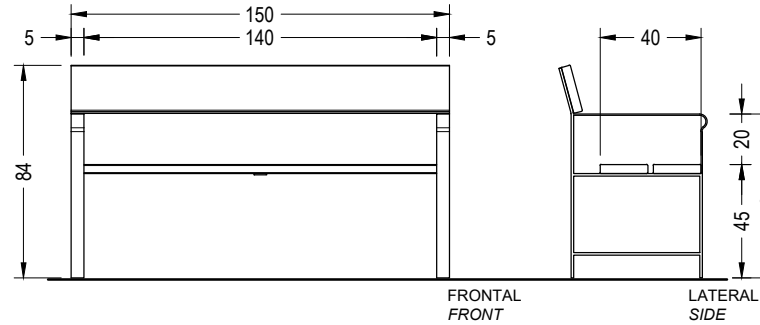
AGREGACIÓN / AGGREGATION



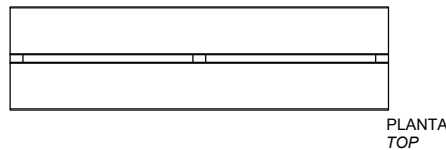
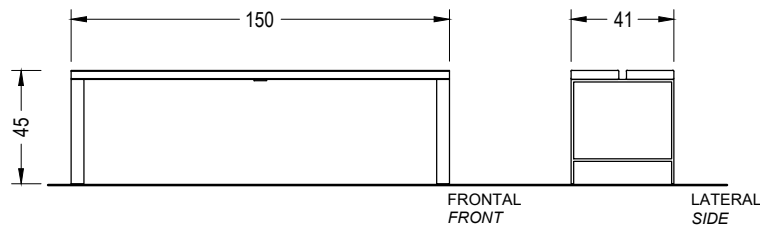
GEOMETRÍA / GEOMETRY

E:1/50

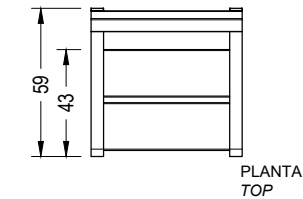
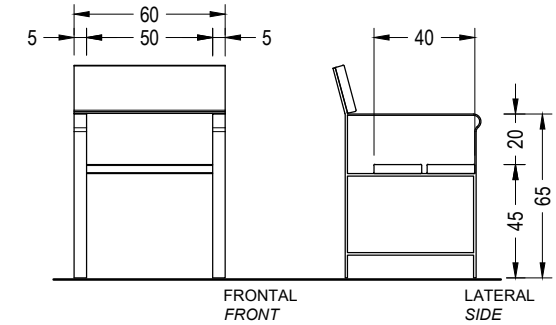
SISA 150 banco / bench



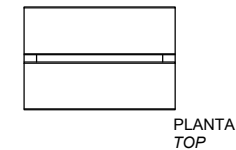
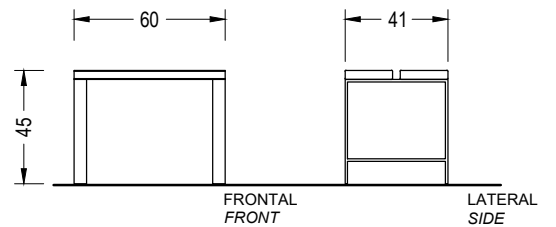
SISA 150 banca / backless bench



SISA silla / chair



SISA taburete / stool



E:1/30