

CARACTERÍSTICAS / CHARACTERISTICS

MATERIAL madera tropical certificada FSC®

SOPORTE fundición de aluminio
pintado color negro forja /
colores bajo pedido

COLOC. anclado con tornillos

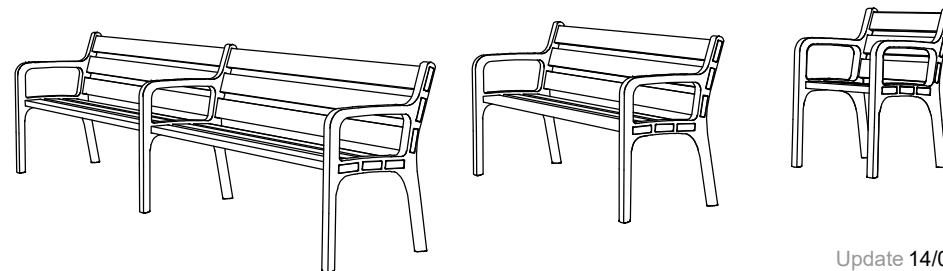
PESO Silla: 36 kg
Banco: 52 kg
Doble: 88 kg

MATERIAL tropical wood FSC® certificate

SUPPORT cast aluminum
forge black coated finish
/ colours available on request

FIXING abchored with bolts

WEIGHT Chair: 36 kg
Bench: 52 kg
Double bench: 88 kg



Update 14/06/2023
Cotas / Sizes cm

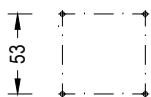
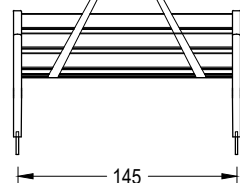
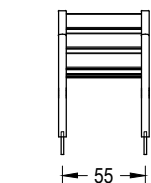
INSTALACIÓN / INSTALATION

E:1/50

elevación / hoisting
(P = 36kg)

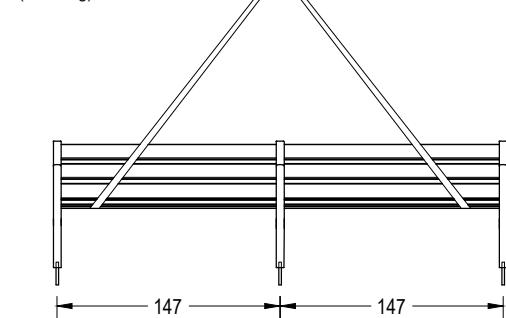
elevación / hoisting
(P = 52kg)

eslingas de poliéster
polyester slings



roscar 4 tornillos a fondo DIN 913 M10 x 100
tightly screw 4 stud bolts DIN 913 M10 x 100

elevación / hoisting
(P = 88kg)



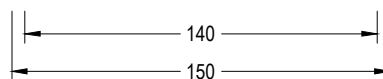

roscar 6 tornillos a fondo DIN 913 M10 x 100
tightly screw 6 stud bolts DIN 913 M10 x 100

taladrar el pavimento Ø12 mm y llenar con resina
drill pavement Ø12 mm and fill with resin

GEOMETRÍA / GEOMETRY

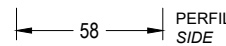
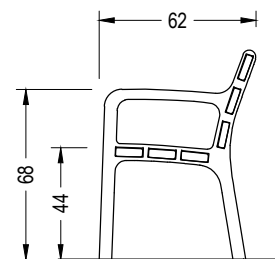
E:1/30

BANCO MONTSENY



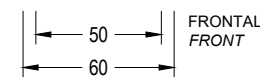
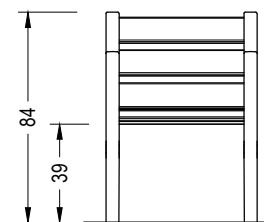
FRONTAL
FRONT

PLANTA
TOP



PERFIL
SIDE

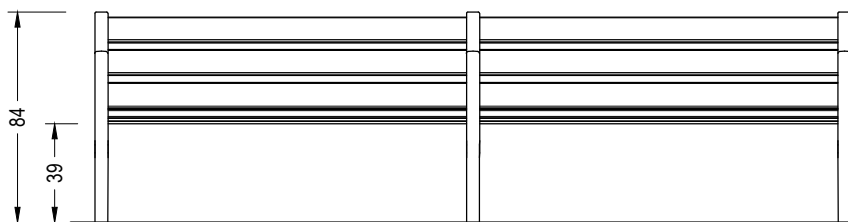
SILLA MONTSENY



FRONTAL
FRONT

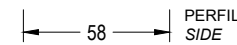
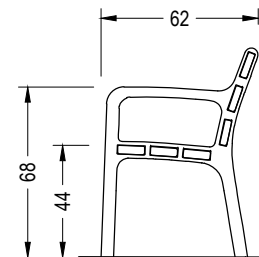
PLANTA
TOP

BANCO DOBLE MONTSENY



FRONTAL
FRONT

PLANTA
TOP



PERFIL
SIDE